



Excel Industries Ltd.

Corporate & Registered Office



14th January, 2016

BSE Ltd.
Listing Department,
Pheeroze Jeejeebhoy Towers,
Dalal Street,
Fort,
Mumbai-400 001

National Stock Exchange of India Ltd.
Listing Department,
Exchange Plaza,
Bandra-Kurla Complex,
Bandra (E),
Mumbai-400 051

Sub: Regulation 31 – Share Holding Pattern as on 31.12.2015

Ref: BSE Script Code: 500650; NSE Script Code: EXCELINDUS

Dear Sir,

Pursuant to Regulation 31 of the Listing Regulations 2015, please find enclosed Share Holding Pattern of the Company as on 31.12.2015.

Kindly acknowledge the receipt of the same.

Thanking you

Yours faithfully,
For Excel Industries Limited

S K Singhvi
Company Secretary

Shareholding Pattern under Regulation 31 of SEBI (Listing Obligations and Disclosure Requirements) Regulations, 2015

1	Name of Listed Entity:	Excel Industries Limited
2	Scrp Code/Name of Scrip/Class of Security:	500650
3	Share Holding Pattern Filed under:	Reg. 31(1)(a)/Reg. 31(1)(b)/Reg.31(1)(c)
a.	If under 31(1)(b) then indicate the report for Quarter ending	
b.	If under 31(1)(c) then indicate date of allotment/extinguishment	
4	Declaration: The Listed entity is required to submit the following declaration to the extent of submission of information:-	

Non

Promoter-

Particulars	Promoter	Public	Non Public
1 Whether the Listed Entity has issued any partly paid up shares?	No	No	No
2 Whether the Listed Entity has issued any Convertible Securities or Warrants?	No	No	No
3 Whether the Listed Entity has any shares against which depository receipts are issued?	No	No	No
4 Whether the Listed Entity has any shares in locked-in?	Yes	No	No
5 Whether any shares held by promoters are pledge or otherwise encumbered?	Yes	No	No
6 Whether the Listed Entity has issued any differential Voting Rights?	No	No	No

* If the Listed Entity selects the option 'No' for the questions above, the columns for the partly paid up shares, Outstanding Convertible Securities/Warrants, depository receipts, locked-in shares, No of shares pledged or otherwise encumbered by promoters, as applicable, shall not be displayed at the time of dissemination on the Stock Exchange website. Also wherever there is 'No' declared by Listed Entity in above table the values will be considered as 'Zero' by default on submission of the format of holding of specified securities.

GENERATED ON :06/01/2016 NSDL : 01/01/2016 CDSL :01/01/2016



Excel Industries Limited


Table I - Summary Statement holding of specified securities

Category	Category of shareholder	Number of shareholders	No. of fully paid up equity shares held	No. of Partly paid-up equity shares held	No. of shares underlying Depository Receipts	Total nos. shares held	Shareholding as a % of total no. of shares (calculated as per SCRR, 1957)	Number of Voting Rights held in each class of securities			No. of Shares Underlying Outstanding convertible securities (including Warrents)	Shareholding, as a % assuming full conversion of convertible securities (as a percentage of diluted share capital)	Number of Locked in shares		Number of Shares pledged or otherwise encumbered	Number of equity shares held in dematerialised form
								No of Rights	Total as a % of (A+B+C)	No. (a)			As a % of total Shares held(b)			
														Class X	Class Y	Class Z
(I)	(II)	(III)	(IV)	(V)	(VI)	(VII) = (IV)+(V)+(VI)	(VIII) As a % of (A+B+C2)	(IX)	(X)	(XI) = (VII)+(X) As a % of (A+B+C2)	(XII)	(XIII)	(XIV)			
(A)	Promoter & Promoter Group	36	6585030	0	0	6585030	51.02	0	0	0	0.00	5331182	11019	0.17	6585030	
(B)	Public	14326	6320600	0	0	6320600	48.98	0	0	0	0.00	0	0	0.00	5950191	
(C)	Non Promoter - Non Public	0	0	0	0	0	0.00	0	0	0	0.00	0	0	0.00	0	
(C1)	Shares Underlying DRs	0	0	0	0	0	0.00	0	0	0	0.00	0	0	0.00	0	
(C2)	Shares Held By Employee Trust	0	0	0	0	0	0.00	0	0	0	0.00	0	0	0.00	0	
	Total	14362	12905630	0	0	12905630	100.00	0	0	0	0.00	5331182	11019	0.17	12535221	

GENERATED ON :06/01/2016

NSDL : 01/01/2016

CDSL :01/01/2016



Excel Industries Limited

Table II (I)(a)- Statement showing shareholding pattern of the Promoter and Promoter Group

Category	Category & Name of shareholders	PAN	Nos. of shareholders	No. of fully paid up equity shares held	No. of Partly paid-up equity shares held	No. of shares underlying Depository Receipts	Total nos. shares held	Shareholding as a % of total no. of shares (calculated as per SCRR, 1957)	Number of Voting Rights held in each class of securities		No. of Shares Underlying Outstanding convertible securities (including Warrants)	Shareholding as a % assuming full conversion of convertible securities (as a percentage of diluted share capital)	Number of Locked in shares	Number of Shares pledged or otherwise encumbered		Number of equity shares held in dematerialised form
									No of Voting Class	Total as a % of (A+B+C)				No. (a)	As a % of total Shares held(b)	
(a)	(i)	(ii)	(iii)	(iv)	(v)	(vi)	(vii) = (iv)+(v)+(vi)	(viii) As a % of (A+B+C2)	(ix)	(x)	(xi) = (vii)+(x) As a % of (A+B+C2)	(xii)	(xiii)	(xiv)		
1.00	Indian															
	Individuals / Hindu Undivided Family		23	423848	0	0	423848	3.28	0	0	0	0	0	11019	2.60	423848
	Ashwin Champraj Shroff	ALNPS6493H	2	83070	0	0	83070	0.64	0	0	0	0	0	0	0.00	83070
	Kantisen Chaturbhuj Shroff	AQJPS4009N	1	51546	0	0	51546	0.40	0	0	0	0	0	0	0.00	51546
	Ravi Ashwin Shroff	AAZPS0268D	1	47670	0	0	47670	0.37	0	0	0	0	0	0	0.00	47670
	Hrishit Ashwin Shroff	AJGPS8707H	1	47669	0	0	47669	0.37	0	0	0	0	0	0	0.00	47669
	Atul Govindji Shroff	AACP57330R	2	41109	0	0	41109	0.32	0	0	0	0	0	0	0.00	41109




Table II (I)(a)- Statement showing shareholding pattern of the Promoter and Promoter Group

Category	Category & Name of shareholders	PAN	Nos. of shareholders	No. of fully paid up equity shares held	No. of Partly paid up equity shares held	No. of shares underlying Depository Receipts	Total nos. shares held	Shareholding as a % of total no. of shares (calculate as per SCRR, 1957)	Number of Voting Rights held in each class of securities		No. of Shares Underlying Outstanding convertible securities (including Warrants)	Shareholding as a % assuming full conversion of convertible securities (as a percentage of diluted share capital)	Number of Locked shares	Number of Shares pledged or otherwise encumbered		Number of equity shares held in dematerialised form	
									No. of Voting Class eg: X	Total as a % of (A+B+C)				No. (a)	As a % of total Shares held(b)		No. (a)
	(I)	(II)	(III)	(IV)	(V)	(VI)	(VII) = (IV)+(V)+(VI)	(VIII) As a % of (A+B+C2)	(IX)	(X)	(XI) = (VII)+(X)	(XII)	(XIII)	(XIV)			
	Ami Kantisen Shroff	AADPS2014F	1	31882	0	0	31882	0.25	0	0	0	0	0	0	0	0.00	31882
	Shruti Atul Shroff Anshul Amrish Bhatia	AACPS7329E	2	22018	0	0	22018	0.17	0	0	0	0	0	0	0	0.00	22018
	Atul Govindji Shroff	AARFS1417Q	1	18675	0	0	18675	0.14	0	0	0	0	0	0	0	0.00	18675
	Preeti Dipesh Shroff	AAPPS1759K	1	14110	0	0	14110	0.11	0	0	0	0	0	0	2000	14.17	14110
	Hiral Tushar Dayal Dipesh Kantisen Shroff	AAEPD7841C	1	10960	0	0	10960	0.08	0	0	0	0	0	0	0	0.00	10960
	Chetana P. Saraiya	AJMPS3622D	1	8619	0	0	8619	0.07	0	0	0	0	0	0	0	0.00	8619
		AAGPS0851B	1	8610	0	0	8610	0.07	0	0	0	0	0	0	8600	99.88	8610





Table II (I)(a)- Statement showing shareholding pattern of the Promoter and Promoter Group

Category	Category & Name of shareholders	PAN	Nos. of shareholders	No. of fully paid up equity shares held	No. of Partly paid up equity shares held	No. of Depository Receipts	Total nos. shares held	Shareholding as a % of total no. of shares (calculated as per SCRR, 1957)	Number of Voting Rights held in each class of securities		No. of Shares Underlying Outstanding convertible securities (including Warrants)	Shareholding as a % assuming full conversion of convertible securities (as a percentage of diluted share capital)	Number of Locked in shares	Number of Shares pledged or otherwise encumbered		Number of equity shares held in dematerialised form
									No of Voting Class eg: X	Total as a % of (A+B+C)				No. (a)	As a % of total Shares held(b)	
(I)	(II)	(III)	(IV)	(V)	(VI)	(VII) = (IV)+(V)+(VI)	(VIII) As a % of (A+B+C2)	(IX)	(X)	(XI) = (VII)+(X) As a % of (A+B+C2)	(XII)	(XIII)	(XIV)			
	Usha Ashwin Shroff	AAFPS5029J	1	6497	0	0	6497	0.05	0	0	0	0	0	0	0	6497
	Kantisen Chaturbhai Shroff- Huf	AAGHK0105E	1	5494	0	0	5494	0.04	0	0	0	0	0	0	0	5494
	Praful Manilal Saraiya	AAHPS6348A	2	2033	0	0	2033	0.02	0	0	0	0	0	419	20.61	2033
	Tushar Charandas Dayal	AACHT5670D	1	1310	0	0	1310	0.01	0	0	0	0	0	0	0.00	1310
	Vishwa Atul Shroff	AJVP5514P	1	810	0	0	810	0.01	0	0	0	0	0	0	0.00	810
	Abhay Sunil Saraiya	AHZPS4670A	1	150	0	0	150	0.00	0	0	0	0	0	0	0.00	150



[Handwritten Signature]

Table II (I)(a)- Statement showing shareholding pattern of the Promoter and Promoter Group

Category of shareholders	PAN	Nos. of shareholders	No. of fully paid up equity shares held	No. of Partly paid up equity shares held	No. of shares underlying Depository Receipts	Total nos. shares held	Sharehold as a % of total no. of shares (calculated as per SCRR, 1957)	Number of Voting Rights held in each class of securities		No. of Shares Underlying Outstanding convertible securities (including Warrants)	Shareholding as a % assuming full conversion of convertible securities (as a percentage of diluted share capital)	Number of Locked in shares		Number of Shares pledged or otherwise encumbered		Number of equity shares held in dematerialised form	
								No of Voting Class eg: X	Total as a % of (A+B+C)			No. (a)	As a % of total Shares held(b)	No. (a)	As a % of total Shares held(b)		
(b)	(i)	(iii)	(iv)	(v)	(vi)	(vii) = (iv)+(v)+(vi)	(viii) As a % of (A+B+C2)	(ix)	(x)	(xi) = (vii)+(x)	(xii)	(xiii)	(xiv)				
Central Government / State Government(s)		0	0	0	0	0	0.00	0	0	0	0	0	0	0	0	0	0
Financial Institutions / Banks		0	0	0	0	0	0.00	0	0	0	0	0	0	0	0	0	0
Any Other (Specify)		11	6057100	0	0	6057100	46.93	0	0	0	0	0	5331182	0	0	0	6057100
Bodies Corporate		11	6057100	0	0	6057100	46.93	0	0	0	0	0	5331182	0	0	0	6057100
Utkarsh Global Holdings Private Limited	AAACU4658E	1	5331182	0	0	5331182	41.31	0	0	0	0	0	5331182	0	0	0	5331182
Transpek Industry Limited	AAACT8639B	1	156650	0	0	156650	1.21	0	0	0	0	0	0	0	0	0	156650

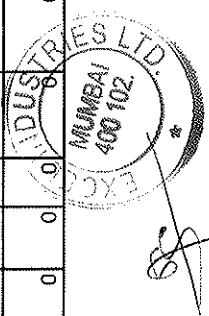


Table II (I)(a) - Statement showing shareholding pattern of the Promoter and Promoter Group

Category	Category & Name of shareholders	PAN	Nos. of shareholders	No. of fully paid up equity shares held	No. of Partly paid up equity shares held	No. of shares underlying Depository Receipts	Total nos. shares held	Shareholding as a % of total no. of shares (calculated as per SCRR, 1957)	Number of Voting Rights held in each class of securities		No. of Shares Underlying Outstanding convertible securities (including Warrants)	Shareholding as a % assuming full conversion of convertible securities (as a percentage of diluted share capital)	Number of Locked in shares		Number of Shares pledged or otherwise encumbered		Number of equity shares held in dematerialised form
									No. of Voting Class eg: X	Total as a % of (A+B+C)			No. (a)	As a % of total Shares held(b)	No. (a)	As a % of total Shares held(b)	
	(I)	(II)	(III)	(IV)	(V)	(VI)	(VII) = (IV)+(V)+(VI)	(VIII) As a % of (A+B+C2)	(IX)	(X)	(XI) = (VII)+(X)	(XII)	(XIII)	(XIV)			
	Vibrant Greentech India Private Limited	AABCH1014K	1	149991	0	0	149991	1.16	0	0	0	0	0	0	0	0	149991
	Excel Crop Care Limited	AAACW3810	1	145760	0	0	145760	1.13	0	0	0	0	0	0	0	0	145760
	Dipkanti Investments And Financing Pvt. Ltd.	AAACD1959L	2	89972	0	0	89972	0.69	0	0	0	0	0	0	0	0	89972
	Pritami Investments Pvt. Ltd.	AAACP3086A	2	79862	0	0	79862	0.62	0	0	0	0	0	0	0	0	79862
	Hyderabad Chemical Products Limited	AAACH5507C	1	46833	0	0	46833	0.36	0	0	0	0	0	0	0	0	46833

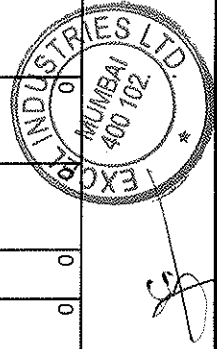


Table II (I)(a)- Statement showing shareholding pattern of the Promoter and Promoter Group

Category	Category & Name of shareholders	PAN	Nos. of shareholders	No. of fully paid up equity shares held	No. of Partly paid up equity shares held	No. of shares underlying Depository Receipts	Total nos. shares held	Shareholding as a % of total no. of shares (calculated as per SCRR, 1957)	Number of Voting Rights held in each class of securities			No. of Shares Underlying Outstanding convertible securities (including Warrants)	Shareholding as a % assuming full conversion of securities (as a percentage of diluted share capital)	Number of Locked in shares		Number of Shares pledged or otherwise encumbered		Number of equity shares held in dematerialised form
									No of Voting Class	Total	Total as a % of (A+B+C)			No. (a)	As a % of total Shares held(b)	No. (a)	As a % of total Shares held(b)	
	(I)	(II)	(III)	(IV)	(V)	(VI)	(VII) = (IV)+(V)+(VI)	(VIII) As a % of (A+B+C2)	(IX)	(X)	(XI) = (VII)+(X) As a % of (A+B+C2)	(XII)	(XIII)	(XIV)				
	Shrodip Investments Pvt. Ltd.	AAACS7802D	1	29350	0	0	29350	0.23	0	0	0	0	0	0	0.00	0.00	29350	
	Anshul Specialty Molecules Ltd.,	AABCA4003H	1	27500	0	0	27500	0.21	0	0	0	0	0	0	0.00	0.00	27500	
	Sub Total (A)(1)		34	6480948	0	0	6480948	50.21	0	0	0	5331182	41.31	11019	2.60	6480948		
2.00	Foreign																	
	Individuals (Non-Resident Individuals / Foreign Individuals)		2	104082	0	0	104082	0.81	0	0	0	0	0.00	0	0.00	104082		
(a)	Dilipsinh G Bhatia	AEQPB4511D	2	104082	0	0	104082	0.81	0	0	0	0	0.00	0	0.00	104082		
(b)	Government		0	0	0	0	0	0.00	0	0	0	0	0.00	0	0.00	0		

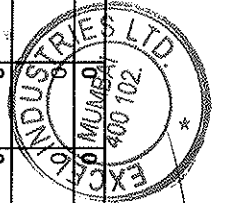


Table II (f)(a)-Statement showing shareholding pattern of the Promoter and Promoter Group

Category	Category & Name of shareholders	PAN	Nos. of shareholders	No. of fully paid up equity shares held	No. of Partly paid-up equity shares held	No. of shares underlying Depository Receipts	Total nos. shares held	Sharehold as a % of total no. of shares (calculated as per SCRR, 1957)	Number of Voting Rights held in each class of securities		No. of Shares Underlying Outstanding convertible securities (including Warrants)	Shareholding, as assumed full conversion of convertible securities (as a percentage of diluted share capital)	Number of Locked in shares		Number of Shares pledged or otherwise encumbered		Number of equity shares held in dematerialised form	
									No of Voting Class eg: y	Total as a % of (A+B+C)			No. (a)	As a % of total Shares held(b)	No. (a)	As a % of total Shares held(b)		
(c)	Institutions Foreign Portfolio Investor		0	0	0	0	(VII) = (IV)+(V)+(VI)	(VIII) As a % of (A+B+C2)	(IX)	(X)	(XI) = (VII)+(X) As a % of (A+B+C2)	(XII)	(XIII)	(XIV)	0	0	0	0
(d)	Any Other (Specify)		0	0	0	0	0	0.00	0	0	0	0	0	0	0	0	0	0
(e)	Sub Total (A)(2)		2	104082	0	0	104082	0.81	0	0	0	0	0	0	0	0	0	104082
	Total Shareholding Of Promoter And Promoter Group (A) = (A)(1)+(A)(2)		36	6585030	0	0	6585030	51.02	0	0	0	0	0	0	0	0	0	6585030

Details of Shares which remain unclaimed may be given hear along with details such as number of shareholders, outstanding shares held in demat/unclaimed suspense account, voting rights which are frozen etc.

Note:


(1) PAN would not be displayed on website of Stock Exchange(s)

(2) The term 'Encumbrance' has the same meaning as assigned under regulation 28(3) of SEBI (Substantial Acquisition of Shares and Takeovers) Regulations, 2011.



Excel Industries Limited
Table III - Statement showing shareholding pattern of the Public shareholder

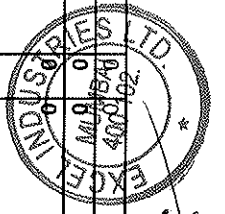
Category	Category & Name of shareholders	PAN	Nos. of shareholders	No. of fully paid up equity shares held	No. of Partly paid-up equity shares held	No. of shares underlying Depository Receipts	Shareholding as a % of total no. of shares (calculated as per SCRR, 1957)	Number of Voting Rights held in each class of securities			No. of Shares Underlying Outstanding convertible securities (including Warrants)	Shareholding, as a % assuming full conversion of securities (as a percentage of diluted share capital)	Number of Locked in shares		Number of Shares pledged or otherwise encumbered		Number of equity shares held in dematerialised form
								No. of Voting Class X	Class Total	as a % of (A+B+C)			No. (a)	As a % of total Shares held(b)	No. (a)	As a % of total Shares held(b)	
(a)	(I)	(II)	(III)	(IV)	(V)	(VI)	(VII) = (IV)+(V)+(VI)	(VIII) As a % of (A+B+C2)	(IX)	(X)	(XI) = (VII)+(X) As a % of (A+B+C2)	(XII)	(XIII)	(XIV)			
1	Institutions																
(a)	Mutual Fund		5	850	0	0	850	0.01	0	0	0	0	0	0	0	825	
(b)	Venture Capital Funds		0	0	0	0	0	0.00	0	0	0	0	0	0	0	0	
(c)	Alternate Investment Funds		0	0	0	0	0	0.00	0	0	0	0	0	0	0	0	
(d)	Foreign Venture Capital Investors		0	0	0	0	0	0.00	0	0	0	0	0	0	0	0	
(e)	Foreign Portfolio Investor		0	0	0	0	0	0.00	0	0	0	0	0	0	0	0	
(f)	Financial Institutions / Banks		11	1020862	0	0	1020862	7.91	0	0	0	0	0	0	0	1020668	
	Life Insurance Corporation Of India	AAACL0582H	1	1012799	0	0	1012799	7.85	0	0	0	0	0	0	0	1012799	
(g)	Insurance Companies		0	0	0	0	0	0.00	0	0	0	0	0	0	0	0	
(h)	Provident Funds/ Pension Funds		0	0	0	0	0	0.00	0	0	0	0	0	0	0	0	
(i)	Any Other (Specify)		8	522	0	0	522	0.00	0	0	0	0	0	0	0	24	
	Foreign Bank				0	0		0.00	0	0	0	0	0	0	0	0	
	Foreign Institutional Investors				0	0		0.00	0	0	0	0	0	0	0	0	
	Sub Total (B)(1)		24	1022234	0	0	1022234	7.92	0	0	0	0	0	0	0	1021517	



Excel Industries Limited

Table III - Statement showing shareholding pattern of the Public shareholder

Category	Category & Name of shareholders	PAN	Nos. of shareholders	No. of fully paid up equity shares held	No. of Partly paid-up equity shares held	No. of shares underlying Depository Receipts	Total nos. shares held	Shareholding as a % of total no. of shares (calculated as per SCRR, 1957)	Number of Voting Rights held in each class of securities			No. of Underlying Outstanding convertible securities (including Warrants)	Shareholding as a % assuming full conversion of securities (as a percentage of diluted share capital)	Number of Locked in shares		Number of Shares pledged or otherwise encumbered	Number of equity shares held in dematerialised form
									No of Voting Class X	Total Class eg: Y	As a % of (A+B+C)			No. (a)	No. (b)		
(a)	(I)	(II)	(III)	(IV)	(V)	(VI)	(VII) = (IV)+(V)+(VI)	(VIII) As a % of (A+B+C2)	(IX)	(X)	(XI) = (VII)+(X) As a % of (A+B+C2)	(XII)	(XIII)	(XIV)			
	Central Government/ State Government(s)/ 2 President of India																
	Sub Total (B)(2)		0	0	0	0	0	0.00	0	0	0	0	0	0	0	0	0
	3 Non-Institutions																
	Individuals																
	i. Individual shareholders holding nominal share capital up to Rs. 2 lakhs.		13834	4218866	0	0	4218866	32.69	0	0	0	0	0	0	0	0	3852422
	ii. Individual shareholders holding nominal share capital in excess of Rs. 2 lakhs.		9	522621	0	0	522621	4.05	0	0	0	0	0	0	0	0	522621
(b)	NBFCs registered with RBI		0	0	0	0	0	0.00	0	0	0	0	0	0	0	0	0
(c)	Employee Trusts Overseas		0	0	0	0	0	0.00	0	0	0	0	0	0	0	0	0
(d)	Depositories(holding DRs) (balancing figure)		0	0	0	0	0	0.00	0	0	0	0	0	0	0	0	0
(e)	Any Other (Specify)		459	556879	0	0	556879	4.32	0	0	0	0	0	0	0	0	553631
	Bodies Corporate		288	477734	0	0	477734	3.70	0	0	0	0	0	0	0	0	476156



Handwritten signature or initials.

Excel Industries Limited

Table III - Statement showing shareholding pattern of the Public shareholder

Category	Name of shareholders	PAN	Nos. of shareholders	No. of fully paid up equity shares held	No. of Partly paid-up equity shares held	No. of shares underlying Depository Receipts	Total nos. shares held	Shareholding as a % of total no. of shares (calculated as per SCRR, 1957)	Number of Voting Rights held in each class of securities			Shareholding as a % assuming full conversion of securities (as a percentage of diluted share capital)	Number of Locked in shares		Number of Shares pledged or otherwise encumbered	Number of equity shares held in dematerialised form
									No of Voting Class X	Total as a % of (A+B+C)	Underlying Outstanding convertible securities (including Warrants)		No. (a)	As a % of total Shares held(b)		
(I)	(II)	(III)	(IV)	(V)	(VI)	(VII) = (IV)+(V)+(VI)	(VIII) As a % of (A+B+CZ)	(IX)	(X)	(XI) = (VII)+(X) As a % of (A+B+CZ)	(XII)	(XIII)	(XIV)			
	Sub Total (B)(3)	14302	5298366	0	0	5298366	41.05	0	0	0	0	0	4928674			
	Total Public Shareholding (B) = (B)(1)+(B)(2)+(B)(3)	14326	6320600	0	0	6320600	48.98	0	0	0	0	0	5950191			

Details of the shareholders acting as persons in Concert including their Shareholding (No. and %):
 Details of Shares which remain unclaimed may be given hear along with details such as number of shareholders, X
 outstanding shares held in demat/unclaimed suspense account, voting rights which are frozen etc.
 Note: (1) PAN would not be displayed on website of Stock Exchange(s).
 (2) The above format needs to be disclosed along with the name of following persons: institutions/Non Institutions
 holding more than 1% of total number of shares
 (3) W.r.t. the information pertaining to Depository Receipts, the same may be disclosed in the respective columns to the extent
 information available and the balance to be disclosed as held by custodian.



[Handwritten signature]

Excel Industries Limited

Table III B - Unclaimed Shares Details

Details of Shares which remain unclaimed may be given here along with details such as number of shareholders, outstanding shares held in demat/unclaimed suspense account, voting

No. of shareholders	No. of Shares in Unclaimed Suspense Account
263	36997



A handwritten signature in black ink, appearing to be "S. S.", written over the stamp.